



Illinois Solar for All

Project Selection Protocol: Stakeholder Session

April 8, 2019

Deborah Philbrick, Senior Manager: Research & Innovation

Agenda

- Project Selection Protocol Goals
- Protocol within the Project Application Process
- Protocol Overview
- Deep Dive into examples and the scoring system



Goal of Protocol Design

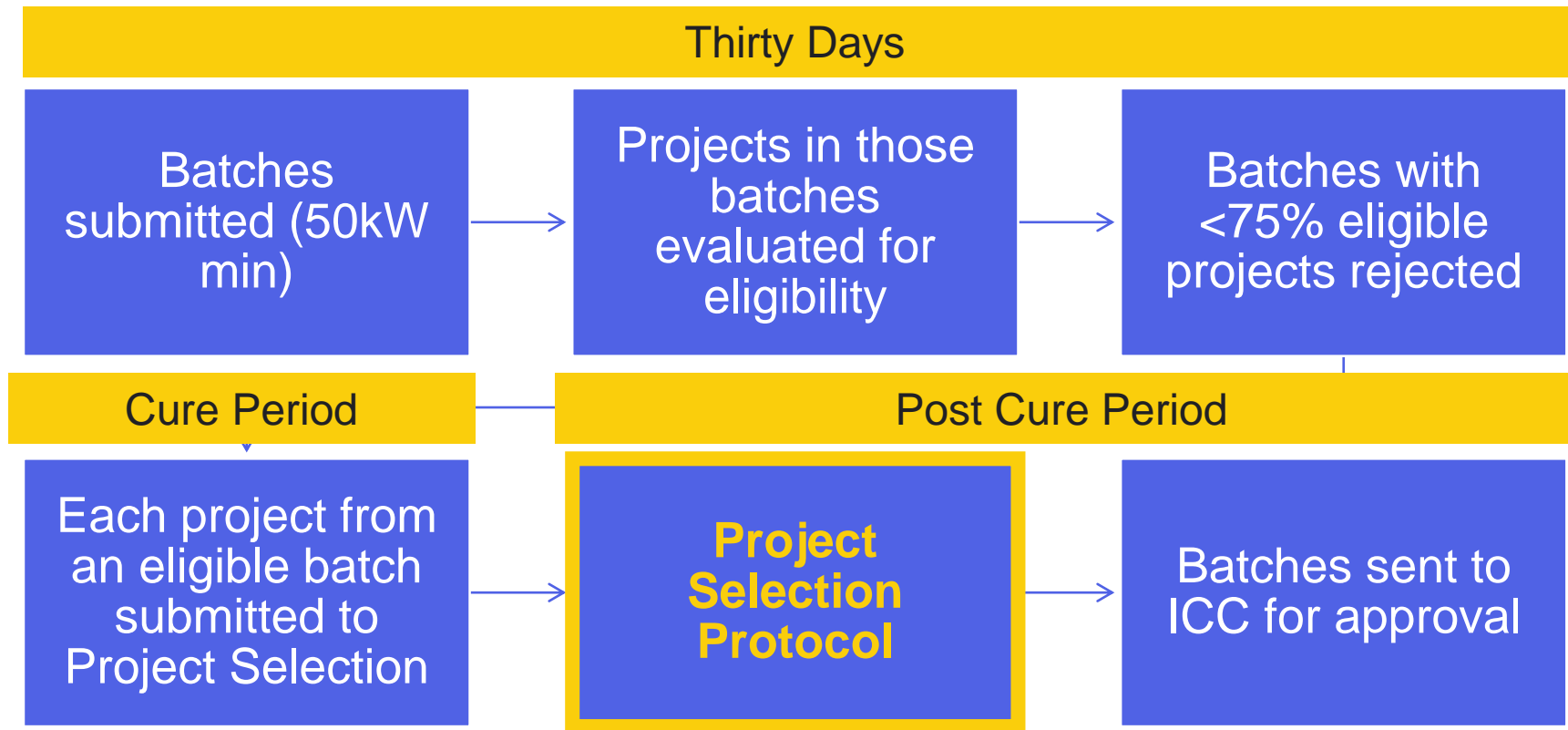
- Provide a process if there are more eligible projects submitted than can be funded
- Selection protocol be supported by Public Act 99-0906/Plan
- Prioritize projects with attributes that highlighted the spirit of Public Act 99-0906/Plan
- Increase the likelihood that there would be a diversity of projects by size, location, units
- Minimize the number of projects randomly selected



Incentive Levels (2018-2019 PY)

	Distributed Generation	Community Solar	Non-Profits & Public Facilities
Total	\$7.5M	\$12.5M	\$5M
Environmental Justice Communities	\$1.875M	\$3.125	\$1.25

Protocol within the Project Application Process



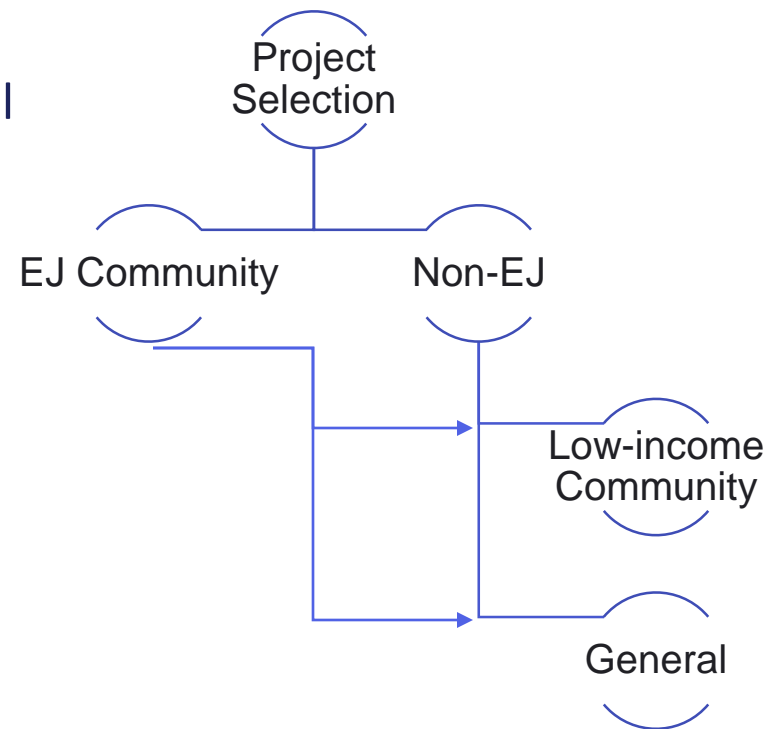
Protocol Overview

A weighted selection done in multiple stages

(a) After 30 day submission window

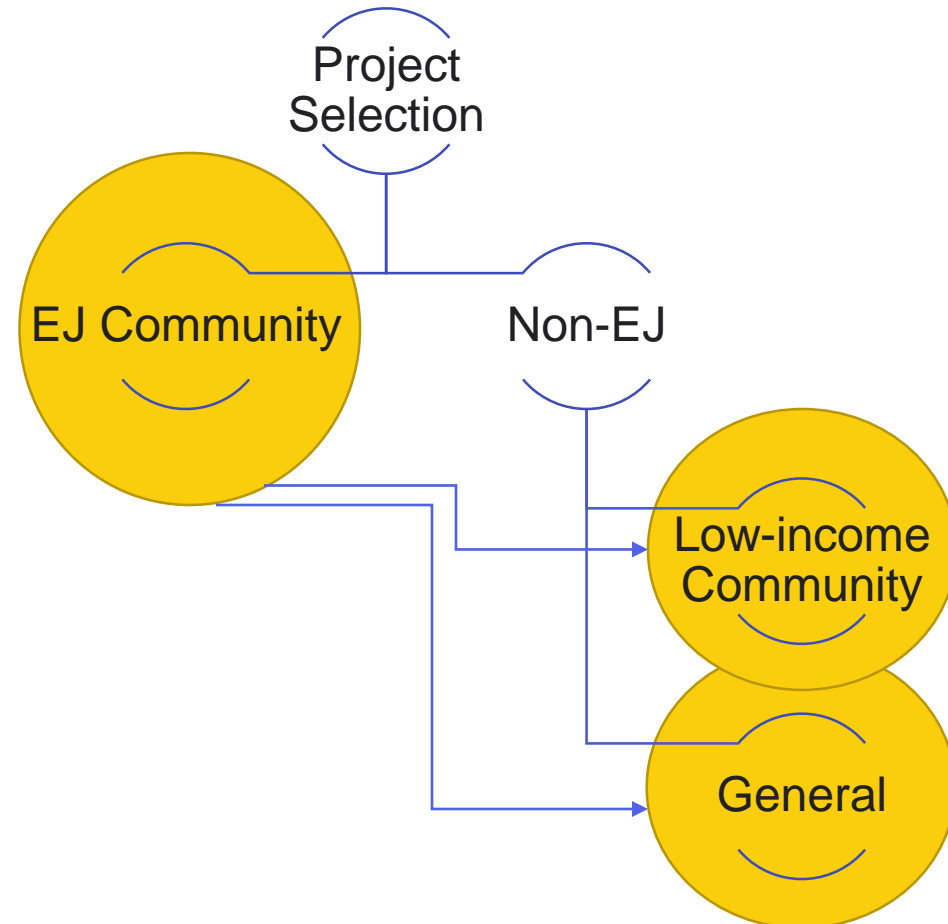
(b) Only if eligible projects submitted exceed annual budget for sub-program

- Points assigned for Environmental Justice (EJ), Low-income (LI), minority women owned business (MWBE) vendor/seller
- Sub-program points for:
 - Group
 - Project Size
 - Project or Anchor Type
 - Subscriber Owned



Three Possible Selections

- 25% of incentives targeted for EJ Communities
 - Any projects not selected move to one of the two other selections
- 25% of incentives targeted for LI Communities
 - Any projects not selected move to General
- General project selection for remaining funds



The Scoring System: Summary

Within each stage, projects will be selected by groups of similar points in order of highest to lowest points.

Points are awarded to a project in two ways:

- MWBE, EJ, LI, Anchor Type (CS), 100% Subscriber Owned (CS) receive 1 point each
- Evaluating the diversity of a specific attribute within a sub-program and stage. If total incentive value of projects for an attribute is:

0-25% = 2 points

26-50% = 1 point

51-75% = .5 point

>75% = 0 points



Scoring Attributes by Sub-program

Community Solar

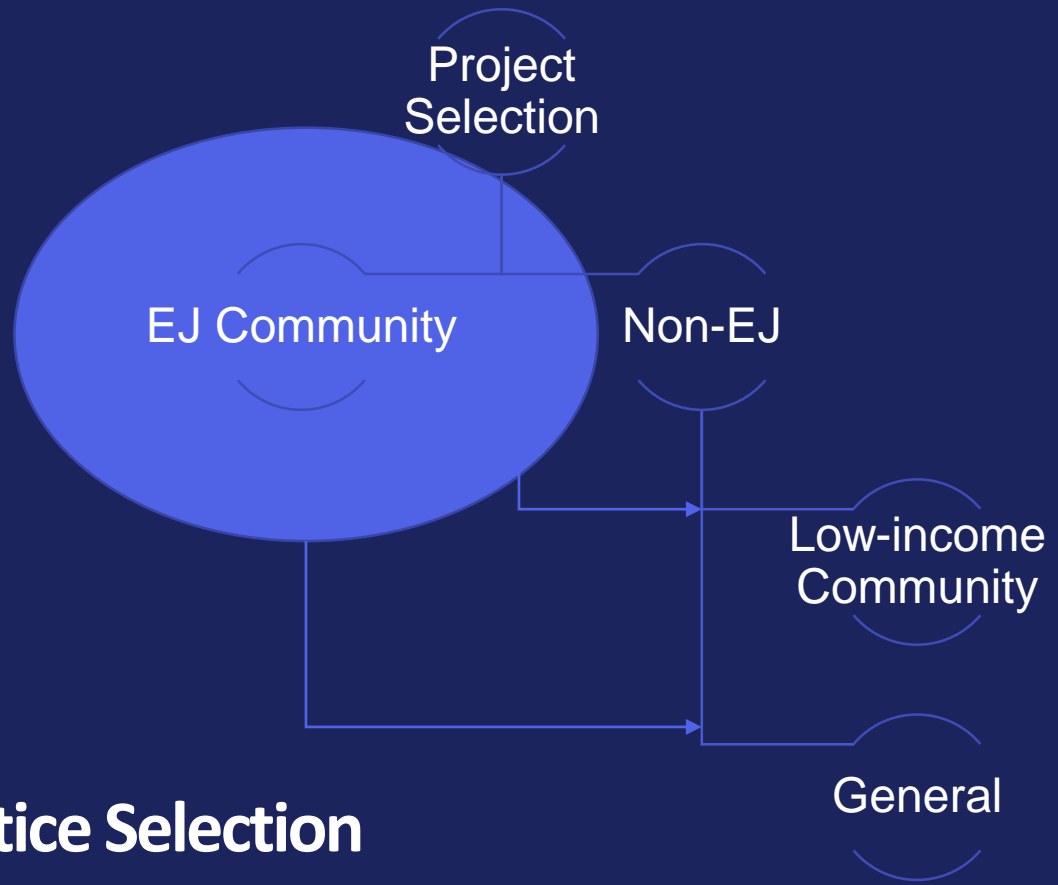
- EJ, LI, MWBE
- Anchor Type (Non-profit/Public Facilities vs For-profit)
- 100% Subscriber Owned
- **Group (A vs B)**
- **Project Size (250kW threshold)**

Non-profit/Public Facilities

- EJ, LI, MWBE
- **Group (A vs B)**
- **Project Size (100kW threshold)**
- **Project Type (NP vs PF)**

Distributed Generation

- EJ, LI, MWBE
- **Group (A vs B)**
- **Unit Size (1-4 vs 5+)**



Environmental Justice Selection



Scoring in Practice: NP/PF, Environmental Justice

Prioritization 1: EJ Communities (assessing total incentive value of qualifying EJ Community projects only)

Attribute:	Definition:	Score:	
Group A	Ameren Illinois, MidAmerican, Mt. Carmel, Rural Electric Cooperatives and Municipal Utilities located in MISO	If total incentive value of submitted projects having the attribute is: 0-25%=2, 26-50%=1, 51-75%=0.5, >75%=0	
Group B	ComEd, and Rural Electric Cooperatives and Municipal Utilities located in PJM		
System size ≤ 100kW	Qualifying project is less than or equal to 100kW		
System size > 100kW	Qualifying project is greater than 100kW		
Entity Type: Non-profit	Qualifying project serves a non-profit		
Entity Type: Public facility	Qualifying project is on and serves a public facility		
Low-income Community	Located within a qualifying ILSFA low-income community		1
MWBE	Approved Vendor or Seller registered with state, county or local government as MWBE		1
Total possible score:		8	

Scoring in Practice: NP/PF

Scenario: 16 projects in EJ communities submitted in first 30 days, totaling \$7.8M of incentives.

- 10 projects are in LI communities
- 5 projects are WMBE
- 64% of project incentives are in Group A (36% Group B)
- 20% are Non-profits (80% PF)
- 5% are <100kW (95% are 100kW+)

PROJECT 1:

LI (1), WMBE (1), Group B (1),
NP (2), ≤100kW (2)

SCORE OF 7

REMEMBER

If total incentive
value of projects is:

0-25%=2 points

26-50%=1 point

51-75%=0.5 point

>75%=0 points



Scoring in Practice: NP/PF

REMEMBER

If total incentive value of projects is:
 0-25%=2 points
 26-50%=1 point
 51-75%=0.5 point
 >75%=0 points

EJ Prioritization			Total Possible Incentives					\$1,237,500
Project	LI	WMBE	Group	Org Type	Size	SCORE	Selected	SELECTED (CUMUL \$)
1	1	1	1	2	2	7	x	\$ 52,835
2	1	1	0.5	2	2	6.5	x	\$ 81,708
3	1	0	0.5	2	2	5.5	x	\$ 121,334
4	1	0	1	2	0	4	x	\$ 407,760
5	0	1	1	2	0	4	x	\$ 694,185
6	1	0	0.5	0	2	3.5	x	\$ 804,164
7	1	0	0.5	2	0	3.5	x	\$ 1,186,064
8	0	0	1	0	2	3		\$1,225,691
9	0	0	1	0	2	3	x	\$1,335,669
10	0	0	0.5	2	0	2.5		\$1,555,626
11	0	0	0.5	2	0	2.5		\$1,842,052
12	1	1	0.5	0	0	2.5		\$2,128,477
13	1	0	1	0	0	2		\$2,510,378
14	1	0	1	0	0	2		\$4,207,632
15	1	0	0.5	0	0	1.5		\$7,602,140
16	0	1	0.5	0	0	1.5		\$7,888,566

Scoring in Practice: Random Selection

Project 9 was randomly selected but is too big! The AV will have the option to:

- Accept the available incentives
- Resize the project to the available budget
- Reject the selection
 - Then **Project 8** is selected

6	1	0	0.5	0	2	3.5	x	\$ 804,164
7	1	0	0.5	2	0	3.5	x	\$ 1,186,064
8	0	0	1	0	2	3		\$1,225,691
9	0	0	1	0	2	3	x	\$1,335,669
10	0	0	0.5	2	0	2.5		\$1,555,828
11	0	0	0.5	2	0	2.5		\$1,842,052



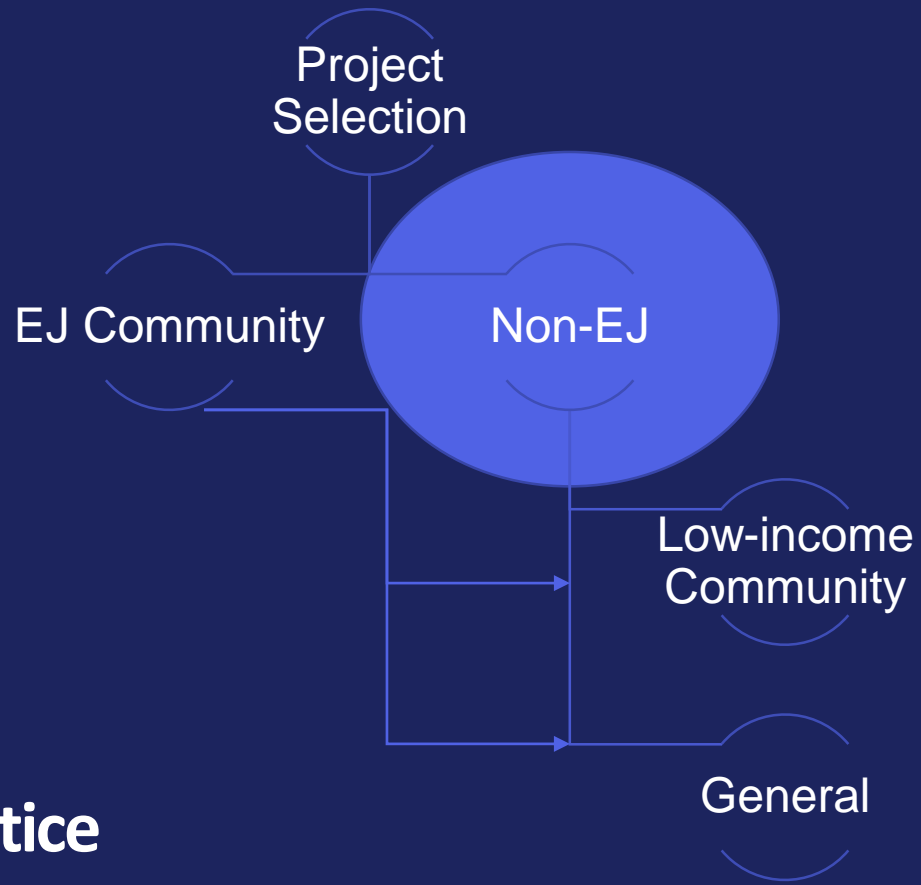
After the EJ Selection

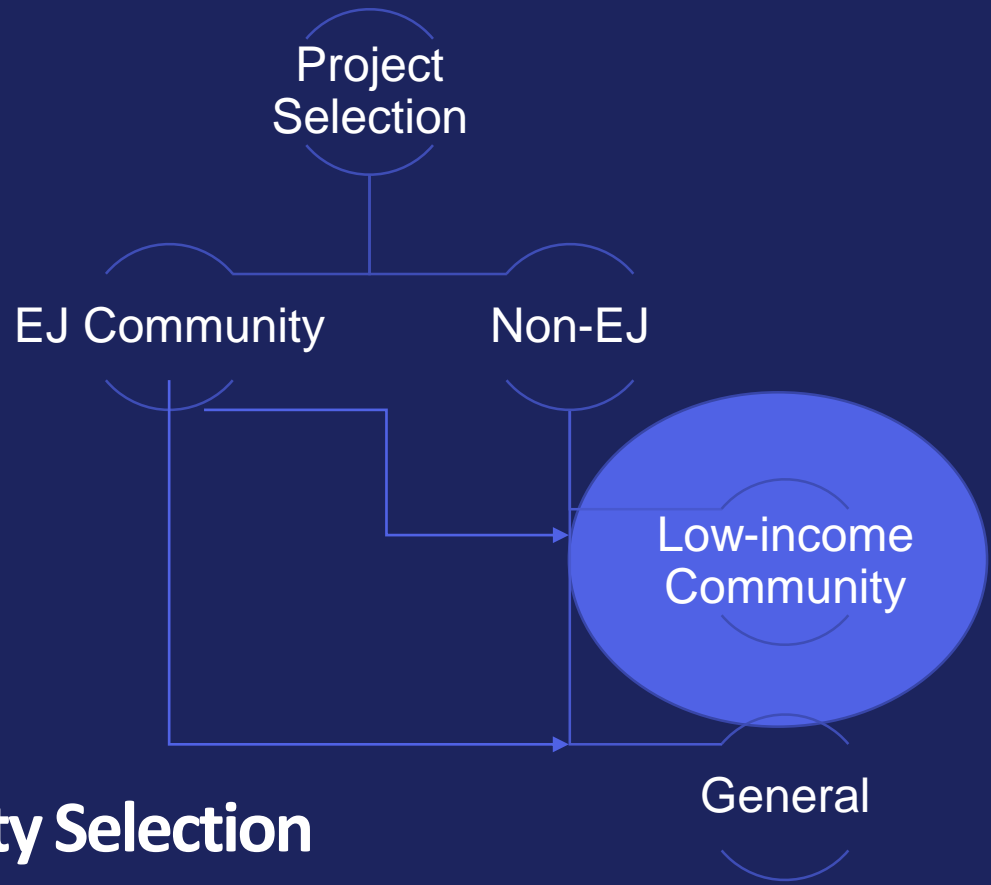
- Any funds still available within the 25% EJ allocation will be held through the fiscal year and available first-come first-serve for EJ Community projects
- If projects submitted were greater than the available incentives, projects not selected will then be eligible for either the LI or General Selection



If non-EJ projects & EJ projects not selected are <75% of the program year incentives, they all get selected!

Non-Environmental Justice





Low-income Community Selection



Low-income Community Selection

- Only applies to projects located in LI Communities
- Can include EJ projects if any projects were not selected in previous stage
- All the scores reset to zero
- Rescore looking ONLY at those projects participating in LI Community Selection



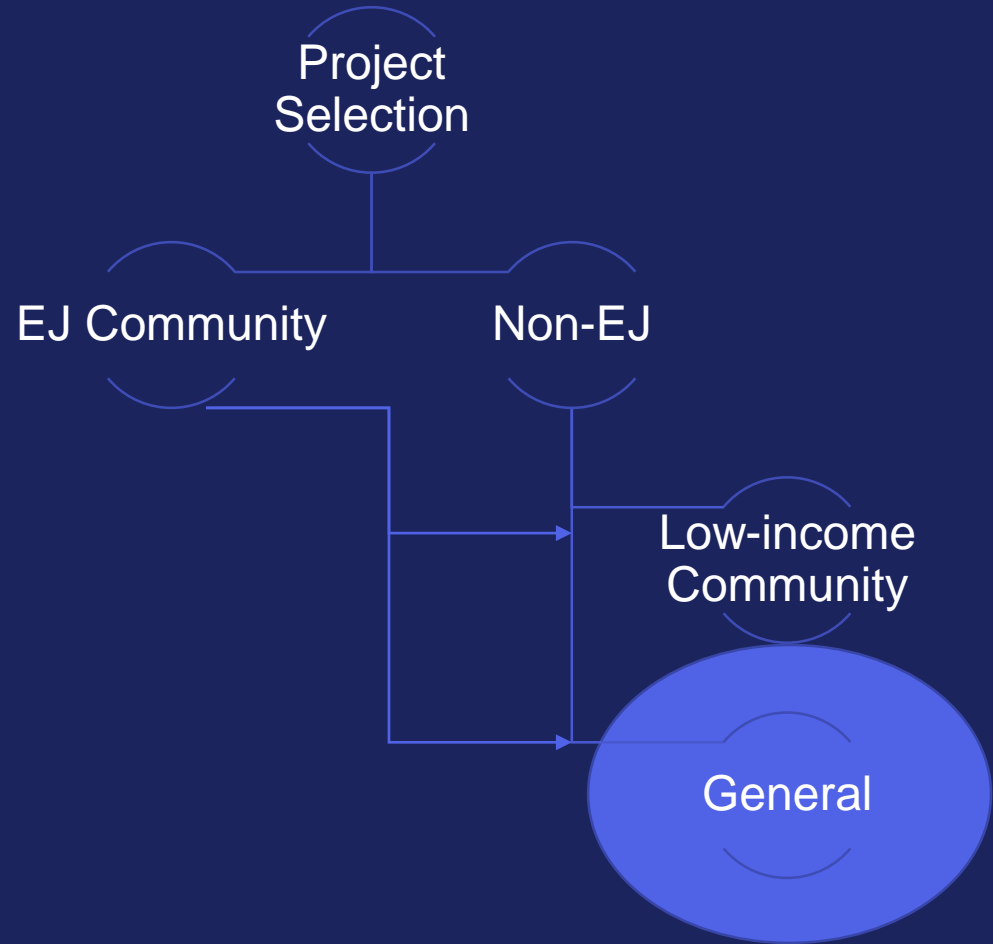
Scoring in Practice: NP/PF, Low-income Community

Prioritization 2: Low-income Communities (assessing total incentive value of projects in qualified LI Communities)			
Attribute:	Definition:	Score:	
Group A	Ameren Illinois, MidAmerican, Mt. Carmel, Rural Electric Cooperatives and Municipal Utilities located in MISO	If total incentive value of projects for this attribute is: 0-25%=2, 26-50%=1, 51-75%=0.5, >75%=0	
Group B	ComEd, and Rural Electric Cooperatives and Municipal Utilities located in PJM		
System size ≤ 100kW	Qualifying project is less than or equal to 100kW		
System size > 100kW	Qualifying project is greater than 100kW		
Entity Type: Non-profit	Qualifying project serves a non-profit		
Entity Type: Public facility	Qualifying project is on and serves a public facility		
Environmental Justice Community	Located within a qualifying ILSFA EJ community		1
MWBE	Approved Vendor or Seller registered with state, county or local government as MWBE		1
Total possible score:		8	

After the LI Selection

- If eligible LI projects submitted were greater than the remaining available incentives, all projects will then be eligible for the General Selection.

General Selection



Scoring in Practice: NP/PF General Selection

REMEMBER

If total incentive value of projects is:

- 0-25% = 1 point
- 26-50% = 1 point
- 51-75% = 0 point
- >75% = 0 points



Total possible score:

Attribute:	Definition:	Score:
EJ Community	Located within a qualifying ILSFA environmental justice community	1
Low-income Community	Located within a qualifying ILSFA low-income community	1
MWBE	Approved Vendor or Seller registered with state, county or local government as MWBE	1

If the cumulative incentive value for entire portfolio currently has <30% of projects in Group A or B, select projects in underrepresented group until 30% is reached.

If the cumulative incentive value for entire portfolio, after balancing on group, has <30% of projects on NP or PF, select projects in underrepresented category until 30% is reached.

If the cumulative incentive value for entire portfolio, after balancing on project type, has <30% below or above the 100kW threshold, select projects in underrepresented category until 30% is reached.

Total possible score:

3



General Selection: Scoring

- One of the goals is to encourage diversity of these attributes for each:

Non-profit/Public Facilities	Community Solar	Distributed Generation
Group (A vs B)	Group (A vs B)	Group (A vs B)
Type (NP vs PF)	Project Size (250kW)	Units (1-4 vs 5+)
Project size (100kW)		

- If the already-selected projects in a sub-program (after the EJ and LI selection) have an attribute with one category (e.g. Group A) that is $\leq 30\%$, projects with that attribute value will be chosen in decreasing rank order of score until the total sub-program capacity reaches 30% in that attribute value.



After the 30-day Window has Closed

- Projects will be checked for eligibility as they're submitted in batches, but also for a cure period after the 30-day window
- Projects will be accepted on a first-come first serve basis if there are funds remaining for that program year
- Projects that were not selected through the General Selection remain in line* for the next funding opportunity



Questions & Next Steps

- Questions?
- Submit written comments by April 15, 2019 to comments@illinoissfa.com

